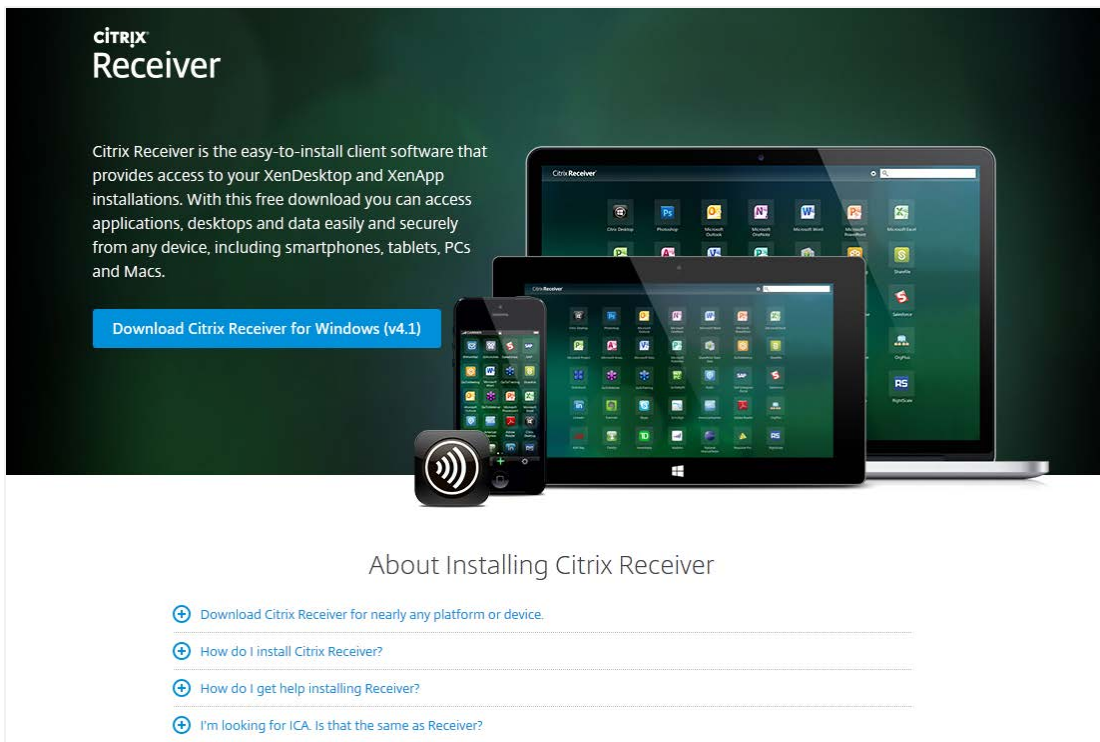


Click Download Receiver for Windows.



The image shows a promotional banner for Citrix Receiver. On the left, the Citrix logo and the word "Receiver" are displayed. Below this, a paragraph of text describes the software as an easy-to-install client that provides access to XenDesktop and XenApp installations. A blue button labeled "Download Citrix Receiver for Windows (v4.1)" is positioned below the text. To the right, a laptop, a tablet, and a smartphone are shown, each displaying the Citrix Receiver interface. Below the banner, the heading "About Installing Citrix Receiver" is followed by four links, each with a plus icon in a circle: "Download Citrix Receiver for nearly any platform or device", "How do I install Citrix Receiver?", "How do I get help installing Receiver?", and "I'm looking for ICA. Is that the same as Receiver?".

Select the check box to agree to the Citrix License Agreement and then click **Continue**:



The image shows a dialog box titled "Citrix License Agreement" with a close button (X) in the top right corner. The main text of the agreement reads: "Use of this Citrix Receiver software is subject to the Citrix license covering the specific edition of the Citrix product with which you will be using this software. Your use of Citrix Receiver is limited to use on the devices for which it was created for connection to the Citrix product(s). If your device is connected to the Internet, Citrix Receiver may, without additional notice, check for Citrix Receiver updates that are available for download and installation to your device and let you know of their availability. Only non-personally identifiable information is transmitted when this happens, except to the extent that IP addresses may be considered personally identifiable in some jurisdictions. The use of such information, including your IP address, is governed by the Citrix Privacy Policy available on www.citrix.com. Updates will". Below the text, there is a checked checkbox followed by the text "I agree to the terms of the Citrix License Agreement". At the bottom left, there is a blue button labeled "Continue".

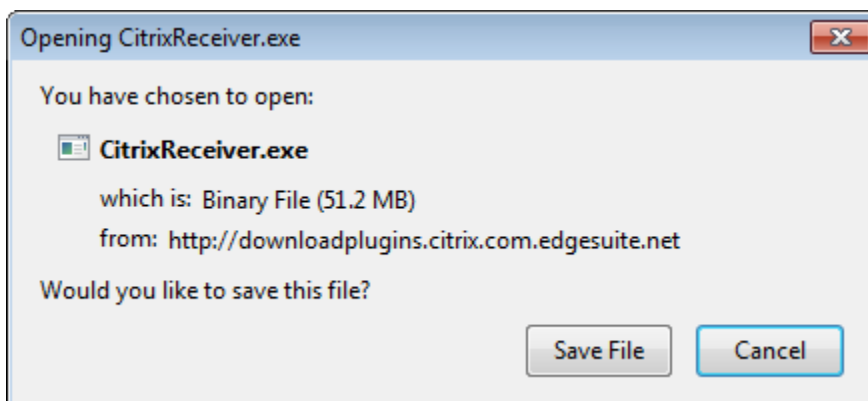
When prompted, run the CitrixReceiver.exe file.

Note: The message may vary depending on the web browser you're using.

Internet Explorer



Firefox:




About Installing Citrix Receiver

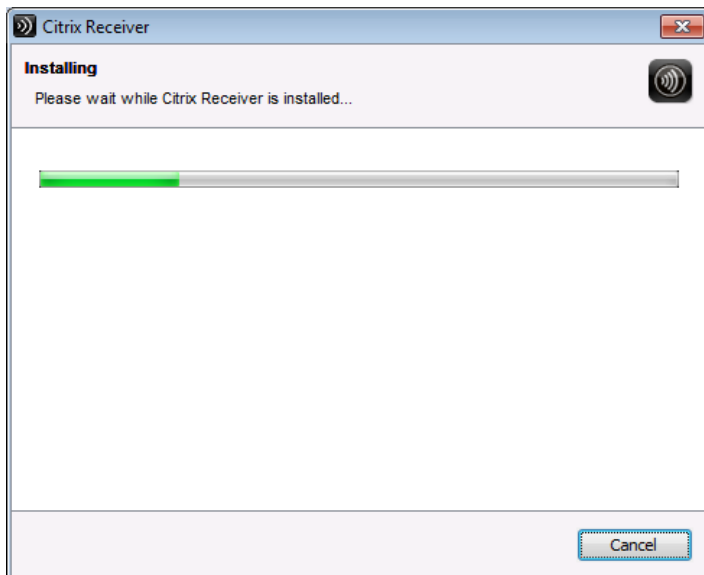
- + Download Citrix Receiver for nearly any platform or device.
- + How do I install Citrix Receiver?
- + How do I get help installing Receiver?
- + I'm looking for ICA. Is that the same as Receiver?
- + I have a version of Receiver already installed. Do I need to uninstall previous versions?
- + How do I get started once Receiver is intalled?
- + Where can I find previous versions of Citrix Receiver?
- + I'm a system administrator. How do I get help?

© 1999-2014 Citrix Systems, Inc. All Rights Reserved

[Citrix.com](#) | [Terms of Use](#) | [Privacy](#) | [Governance](#) | [Employee Login](#)

 CitrixReceiver.exe
51.2/51.2 MB, 0 secs left

Click **Install**.

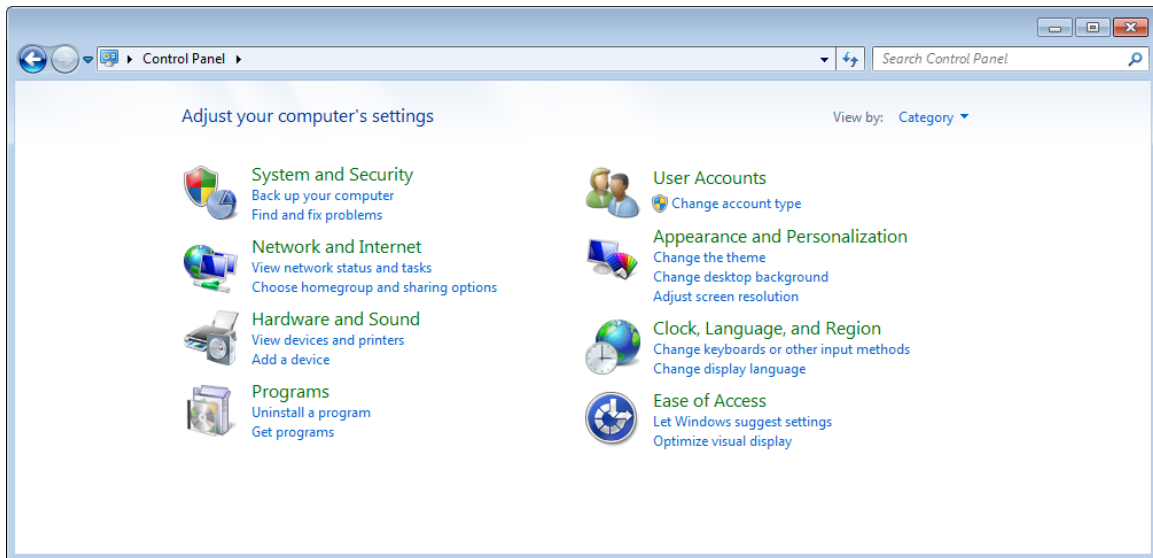


Once installed, open Citrix Receiver and enter the **Server** or **email address**, followed by **User Name**, **Password** and **Domain**.

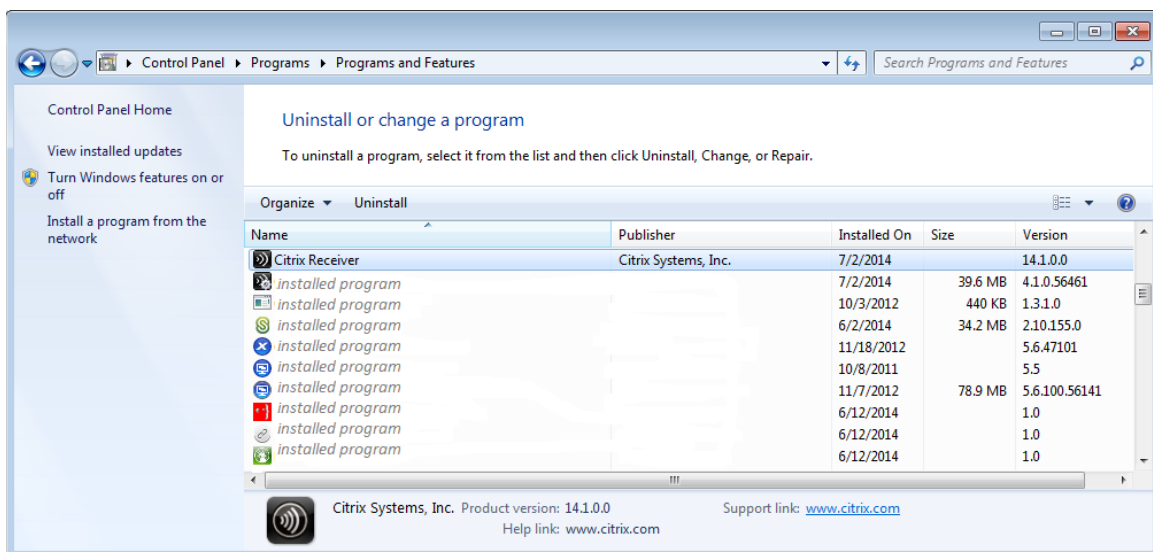
- Your IT Help Desk or system administrator provides this information.

To uninstall Receiver

Go to Windows Control Panel, Programs and then click Uninstall a program.



Click Citrix Receiver and then click **Uninstall**.



Follow the instructions to finish uninstalling Receiver.